

FOR LEASE: ±2.27 ACRES TRUCKING/TRANSPORTATION YARD

15036 CERES AVE, FONTANA, CA 92335



SITE

PROPERTY HIGHLIGHTS

- Rare ±3,500 SF Warehouse on 2.27 Acres
- Great Trucking/Transportation Yard
- Close proximity to 10 and 15 FWY
- Fully Fenced and Secured
- Electric Wrought Iron Gate
- Zoning: IC (Verify)

CERES AVE



**LEE &
ASSOCIATES**

MAT SKOGEBO | 951.276.3646

MSKOGEBO@LEERIVERSIDE.COM | DRE# 01975345

RYAN TURNQUIST | 951.276.3680

RTURNQUIST@LEERIVERSIDE.COM | DRE# 01971265

SARAH MUDGE | 951.276.3676

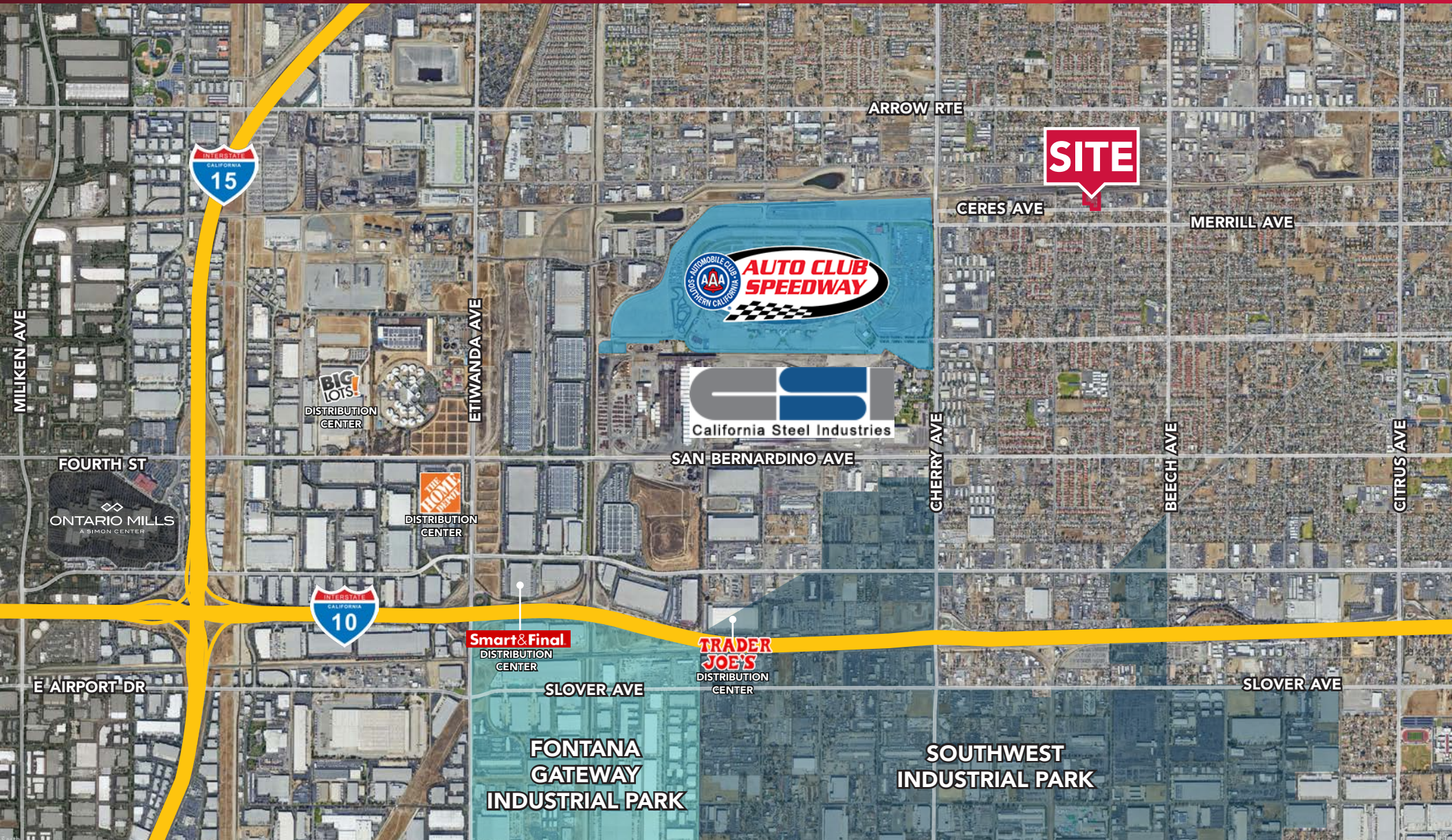
SMUDGE@LEERIVERSIDE.COM | DRE# 02138748

COMMERCIAL REAL ESTATE SERVICES

No warranty or representation has been made to the accuracy of the foregoing information. Terms of sale or lease and availability are subject to change or withdrawal without notice. Lee & Associates Commercial Real Estate Services, Inc. -Riverside. 3240 Mission Inn Avenue, Riverside, CA 92507 | 951.276.3600 | Corporate DRE#: 01048055 | www.lee-associates.com

FOR LEASE: ±2.27 ACRES TRUCKING/TRANSPORTATION YARD

15036 CERES AVE, FONTANA, CA 92335



MAT SKOGEBO | 951.276.3646

MSKOGEBO@LEERIVERSIDE.COM | DRE# 01975345

RYAN TURNQUIST | 951.276.3680

RTURNQUIST@LEERIVERSIDE.COM | DRE# 01971265

SARAH MUDGE | 951.276.3676


SMUDGE@LEERIVERSIDE.COM | DRE# 02138748

COMMERCIAL REAL ESTATE SERVICES

No warranty or representation has been made to the accuracy of the foregoing information. Terms of sale or lease and availability are subject to change or withdrawal without notice. Lee & Associates Commercial Real Estate Services, Inc. -Riverside. 3240 Mission Inn Avenue, Riverside, CA 92507 | 951.276.3600 | Corporate DRE#: 01048055 | www.lee-associates.com

FOR LEASE: ±2.27 ACRES TRUCKING/TRANSPORTATION YARD

15036 CERES AVE, FONTANA, CA 92335



LEE &
ASSOCIATES

MAT SKOGEBO | 951.276.3646

MSKOGEBO@LEERIVERSIDE.COM | DRE# 01975345

RYAN TURNQUIST | 951.276.3680

RTURNQUIST@LEERIVERSIDE.COM | DRE# 01971265

SARAH MUDGE | 951.276.3676

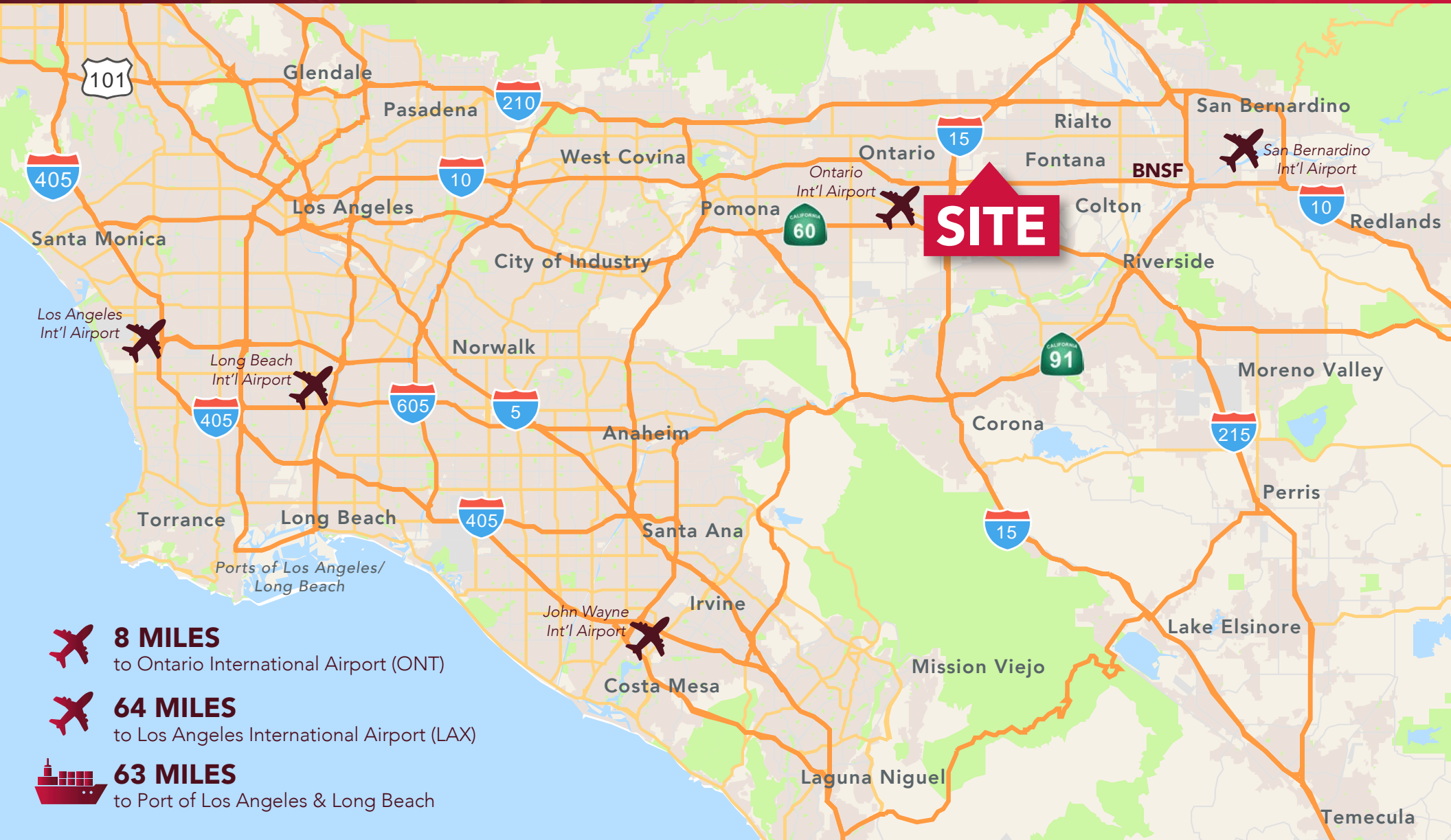
SMUDGE@LEERIVERSIDE.COM | DRE# 02138748

COMMERCIAL REAL ESTATE SERVICES

No warranty or representation has been made to the accuracy of the foregoing information. Terms of sale or lease and availability are subject to change or withdrawal without notice. Lee & Associates Commercial Real Estate Services, Inc. -Riverside. 3240 Mission Inn Avenue, Riverside, CA 92507 | 951.276.3600 | Corporate DRE#: 01048055 | www.lee-associates.com

FOR LEASE: ±2.27 ACRES TRUCKING/TRANSPORTATION YARD

15036 CERES AVE, FONTANA, CA 92335



MAT SKOGEBO | 951.276.3646 **RYAN TURNQUIST | 951.276.3680** **SARAH MUDGE | 951.276.3676**

MSKOGEBO@LEERIVERSIDE.COM | DRE# 01975345 | RTURNQUIST@LEERIVERSIDE.COM | DRE# 01971265 | SMUDGE@LEERIVERSIDE.COM | DRE# 02138748

COMMERCIAL REAL ESTATE SERVICES

No warranty or representation has been made to the accuracy of the foregoing information. Terms of sale or lease and availability are subject to change or withdrawal without notice. Lee & Associates Commercial Real Estate Services, Inc. -Riverside. 3240 Mission Inn Avenue, Riverside, CA 92507 | 951.276.3600 | Corporate DRE#: 01048055 | www.lee-associates.com